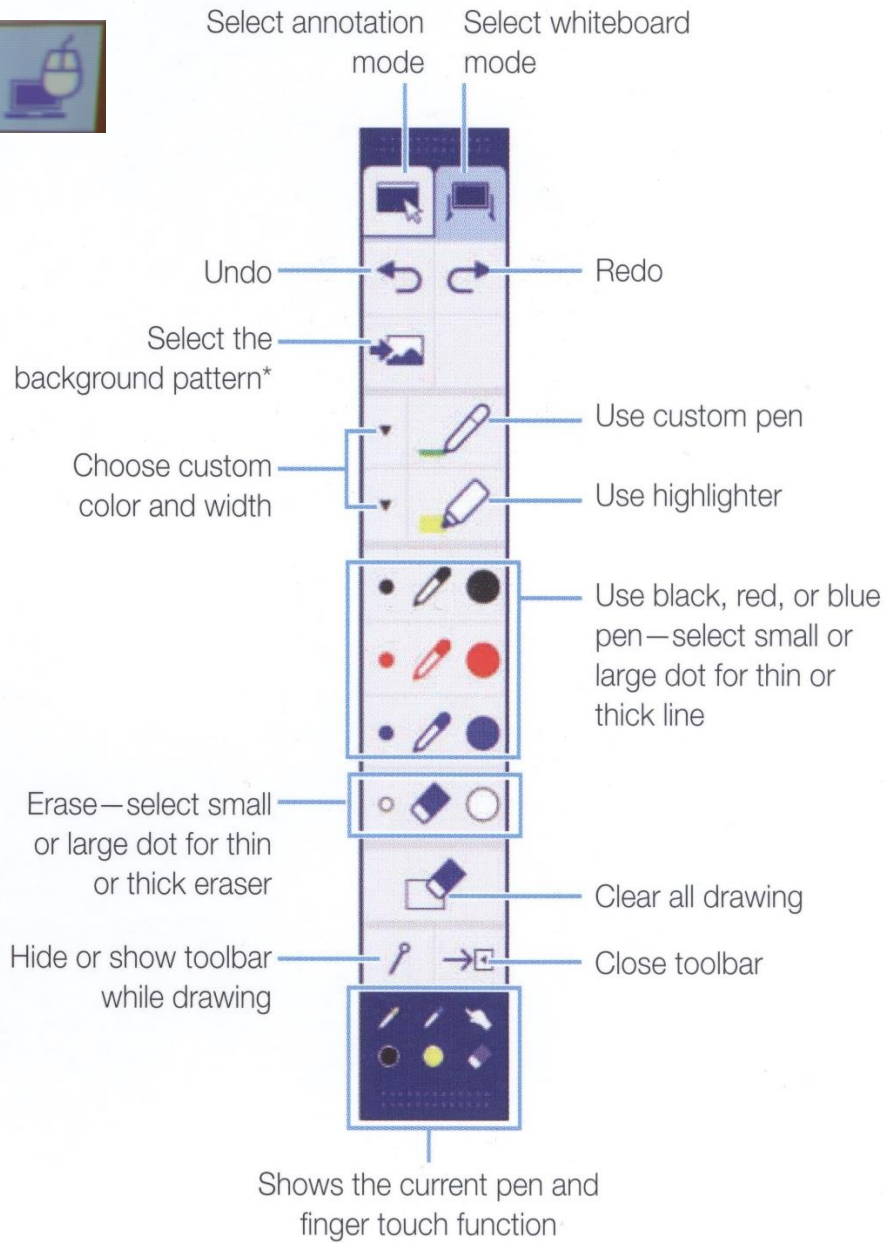












## Built-in Toolbar for the Epson BrightLink Projector in the Gaige Rooms










**PC Free Mode**



\* In annotation mode, the  select background tool does not appear.

	Switch to built-in annotation mode
	Switch to built-in whiteboard mode
	Undo the last annotation
	Redo the last undo
	Switch to the computer interactive mode
	Select a white or black background or one of 4 patterns (whiteboard mode only)
	Change custom pen or highlighter color and width
	Write or draw free-form lines with custom pen
	Write or draw free-form lines with transparent highlighter pen

	Black pen (fine point on left, thick on right)
	Red pen (fine point on left, thick on right)
	Blue pen (fine point on left, thick on right)
	Eraser (thin width on left, thick on right)
	Clear all annotations
	Hide the toolbar after each annotation
	Close the toolbar