

## Quick Facts - Fall 2024

### Freshman Admissions

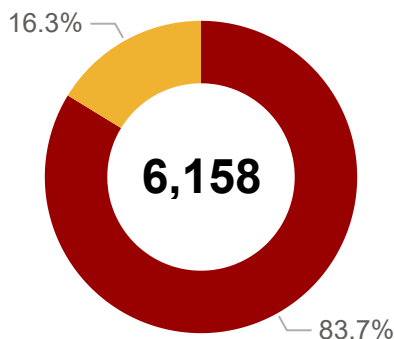
5,416 Applied   91.5% % Admitted   23.2% % Enrolled   1,148 Cohort

### Transfer Admissions

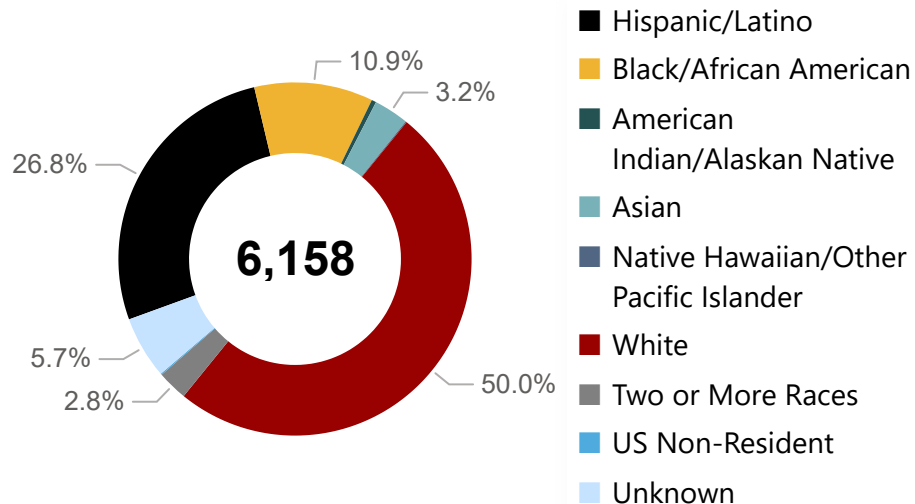
1,132 Applied   95.8% % Admitted   50.5% % Enrolled   532 Cohort

### Enrollment by Career

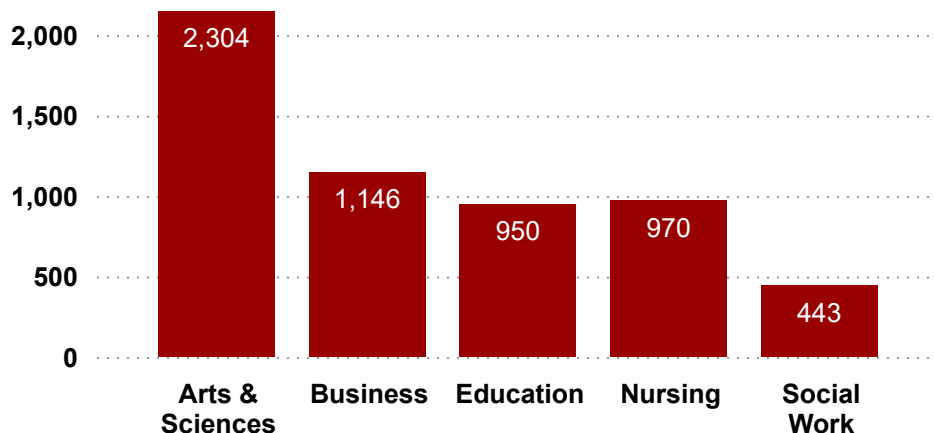
● Undergraduate ● Graduate



### Enrollment by Race/Ethnicity



### Degree Enrollment by School



### Top Undergraduate Programs

Nursing	870
Psychology	407
Medical Imaging	385
Elementary Education	235
Social Work	222

### Top Graduate Programs

Social Work	221
Clinical Mental Health Counseling	109
Special Education	57
Nursing	51
Doctor of Nursing Practice	49

### 1 Year Retention Rate

73.3%

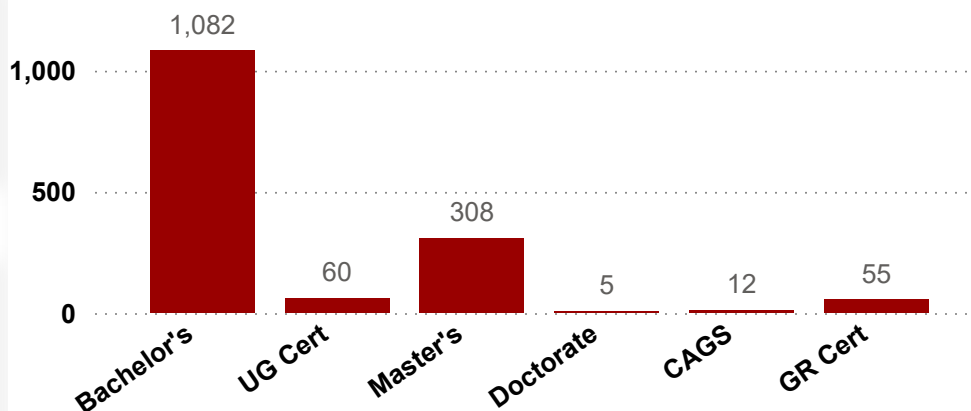
Fall 2023 First-time Full-time Cohort

### 6 Year Graduation Rate

48.1%

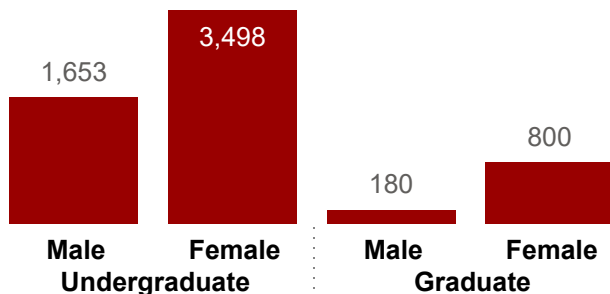
Fall 2018 First-time Full-time Cohort

### Degrees Awarded

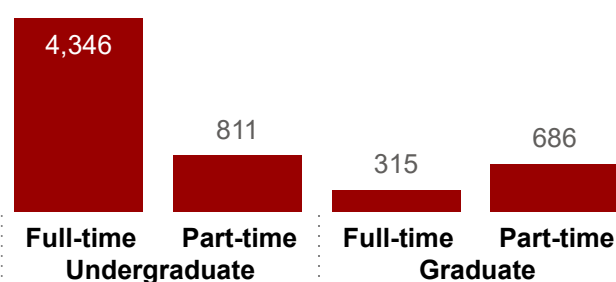


## Quick Facts - Fall 2024

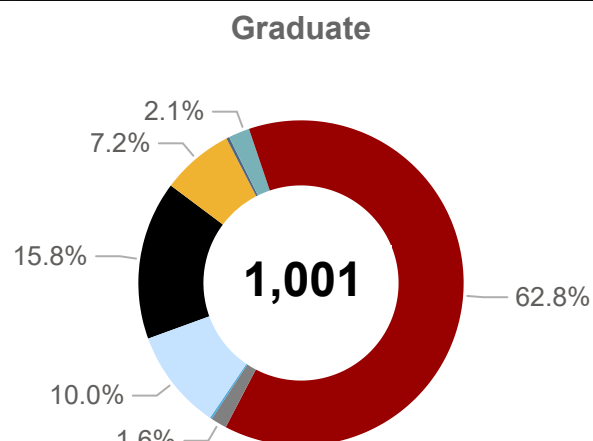
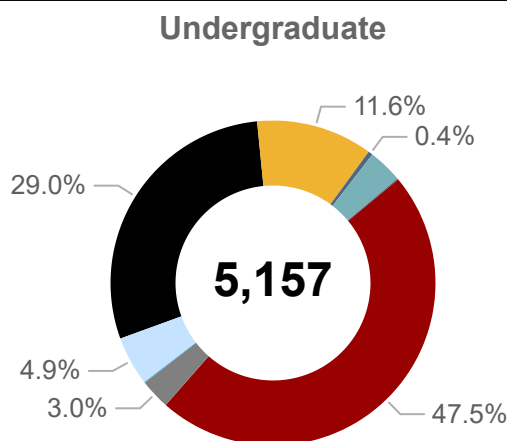
### Enrollment by Sex



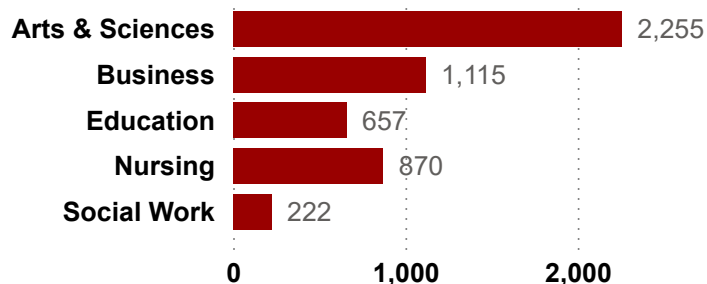
### Enrollment by Full/Part Time Status



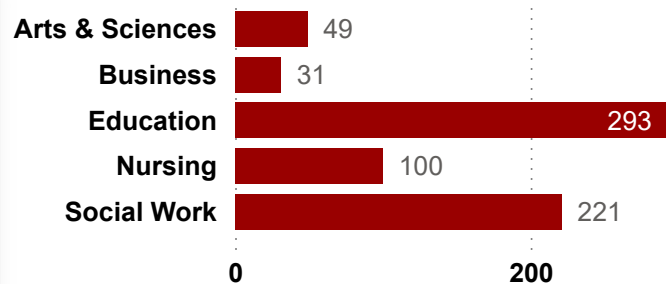
### Enrollment by Race/Ethnicity



### Undergraduate Enrollment by School



### Graduate Enrollment by School



### Top Undergraduate Degrees Awarded

Nursing	134
Psychology	97
Accounting	63
Social Work	56
Health Sciences	54

### Top Graduate Degrees Awarded

Social Work	104
Special Education	33
Clinical Mental Health Counseling	30
Nursing	25
Teaching English to Speakers of Other Languages	18

### Full-Time Employees

262	462	724
Faculty	Staff	Total

### Full-Time Faculty by Rank

108	88	66
Professor	Associate	Assistant

### FT Faculty w/ Terminal Degree

91.6%