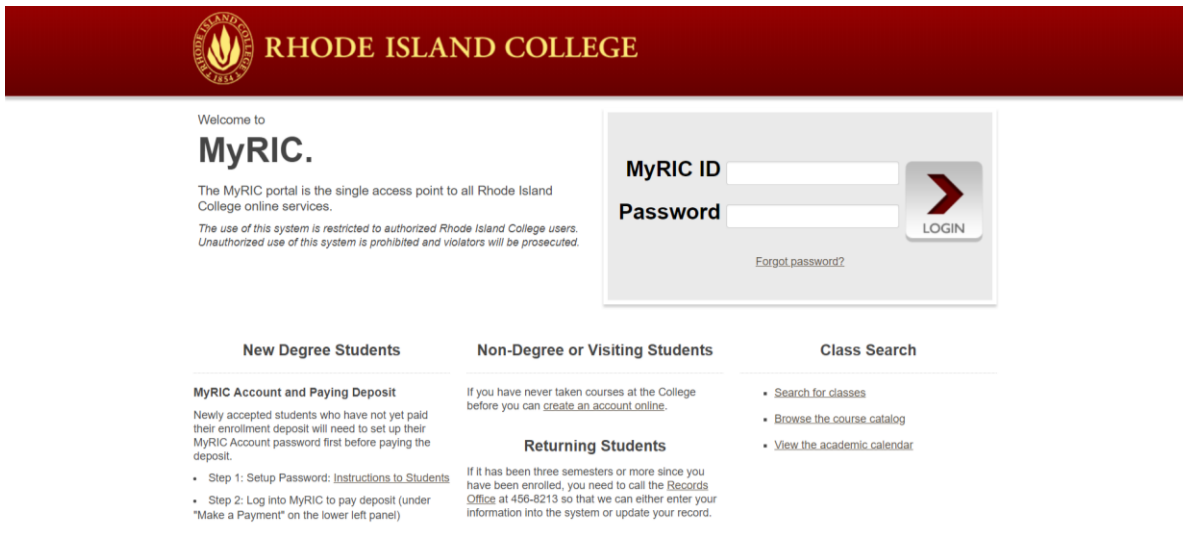


How to Register for New Student Orientation

Step 1: Go to www.my.ric.edu and login using your RIC ID and Password. This information was provided to you when you deposited in an email sent to the personal email address you provided when apply to RIC.

***Please Note*:** If you deposited during normal business hours (Monday-Friday, 8:30am –4:30 pm) an email should be sent to your personal email the following day. **It may take up to 48 hours for your information to be updated in the system. Please allow for this time before attempting to register for New Student Orientation. Information is not processed on Saturday, Sunday, or Holidays.**

For more assistance on how to log-in to MyRIC please visit: <http://www.ric.edu/myaccount>



Welcome to
MyRIC.

The MyRIC portal is the single access point to all Rhode Island College online services.
The use of this system is restricted to authorized Rhode Island College users. Unauthorized use of this system is prohibited and violators will be prosecuted.

MyRIC ID

Password

LOGIN

[Forgot password?](#)

New Degree Students

MyRIC Account and Paying Deposit

Newly accepted students who have not yet paid their enrollment deposit will need to set up their MyRIC Account password first before paying the deposit.

- Step 1: Setup Password: [Instructions to Students](#)
- Step 2: Log into MyRIC to pay deposit (under "Make a Payment" on the lower left panel)

Non-Degree or Visiting Students

If you have never taken courses at the College before you can [create an account online](#).

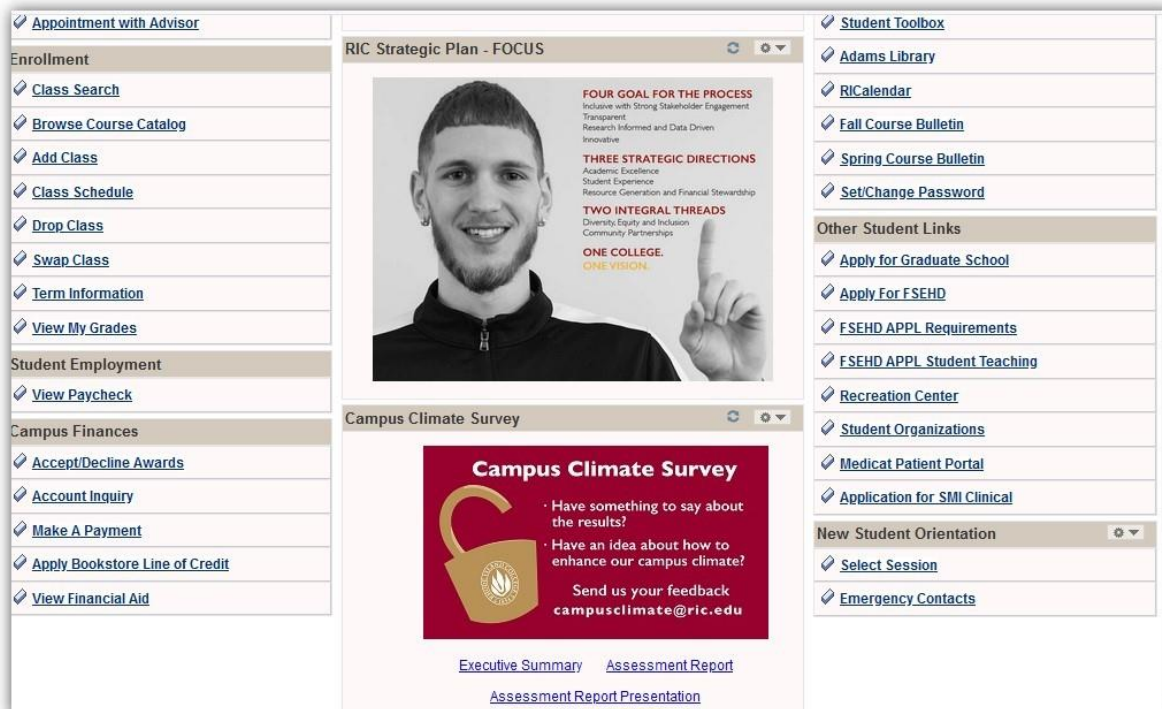
Returning Students

If it has been three semesters or more since you have been enrolled, you need to call the Records Office at 456-8213 so that we can either enter your information into the system or update your record.

Class Search

- [Search for classes](#)
- [Browse the course catalog](#)
- [View the academic calendar](#)

Step 2: Click on "Select a Session" in the bottom right hand corner under *New Student Orientation*:



[Appointment with Advisor](#)

Enrollment

- [Class Search](#)
- [Browse Course Catalog](#)
- [Add Class](#)
- [Class Schedule](#)
- [Drop Class](#)
- [Swap Class](#)
- [Term Information](#)
- [View My Grades](#)

Student Employment

- [View Paycheck](#)

Campus Finances

- [Accept/Decline Awards](#)
- [Account Inquiry](#)
- [Make A Payment](#)
- [Apply Bookstore Line of Credit](#)
- [View Financial Aid](#)

RIC Strategic Plan - FOCUS

FOUR GOAL FOR THE PROCESS
Inclusive with Strong Stakeholder Engagement
Transparent
Research Informed and Data Driven
Innovative

THREE STRATEGIC DIRECTIONS
Academic Excellence
Student Experience
Resource Generation and Financial Stewardship

TWO INTEGRAL THREADS
Diversity, Equity and Inclusion
Community Partnerships

ONE COLLEGE. ONE VISION.

Campus Climate Survey

Campus Climate Survey

- Have something to say about the results?
- Have an idea about how to enhance our campus climate?

Send us your feedback
campusclimate@ric.edu

[Executive Summary](#) [Assessment Report](#)
[Assessment Report Presentation](#)

Student Toolbox

- [Adams Library](#)
- [RICalendar](#)
- [Fall Course Bulletin](#)
- [Spring Course Bulletin](#)
- [Set/Change Password](#)

Other Student Links


- [Apply for Graduate School](#)
- [Apply For FSEHD](#)
- [FSEHD APPL Requirements](#)
- [FSEHD APPL Student Teaching](#)
- [Recreation Center](#)
- [Student Organizations](#)
- [Medical Patient Portal](#)
- [Application for SMI Clinical](#)

New Student Orientation

- [Select Session](#)
- [Emergency Contacts](#)

Step 3: Complete Registration Information:

Please use this page to register for an Online Orientation Session. The information you provide on this page will be used for orientation purposes only.

Select a session: Please choose an online orientation session from the dates listed in the drop down on the registration page. If you do not see a drop-down list, please click the magnifying glass icon under select a session to show the drop down. 

Orientation will be a combination of Synchronous (at a set time via ZOOM) and Asynchronous (on your own time online) sessions. When selecting a session, you will see TWO dates for each session (sessions listed below). These dates are the Synchronous Opening and Closing sessions for the program. Students are required to attend both sessions at the times listed to complete orientation and register for classes. When selecting a session please make sure you are available for **BOTH** dates and times listed. You are unable to mix dates. If you have any questions, please contact orientation@ric.edu . Information about how to access these sessions will be sent to your RIC email 1 week before your Opening Session.

First Year Orientation Sessions:

Session 1: June 7 (10-12) & June 14 (2-4:30)
Session 2: June 9 (10-12) & June 16 (2-4:30)
Session 3: June 11 (10-12) & June 18 (2-4:30)
Session 4: June 14 (10-12) & June 21 (2-4:30)
Session 5: June 16 (10-12) & June 23 (2-4:30)
Session 6: June 18 (10-12) & June 25 (2-4:30)
Session 7: June 21 (10-12) & June 28 (10-12:30)
Session 8: June 23 (10-12) & June 30 (10-12:30)
Session 9: June 25 (10-12) & July 2 (10-12:30)

Transfer Orientation Sessions:

Session 1: June 1 (2-4) & June 8 (2-4)
Session 2: June 3 (2-4) & June 10 (2-4)
Session3: June 8 (10-12) & June 15 (2-4)
Session 4: June 10 (10-12) & June 17 (2-4)
Session 5: June 15 (10-12) & June 22 (2-4)
Session 6: June 17 (10-12) & June 24 (2-4)
Session 7: June 22 (10-12) & June 29 10-12)
Session 8: June 24 (10-12) & July 1 (10-12)

Special Accommodations: Please add information to this field if you or your family/parents require any special accommodations to take part in New Student Orientation online.

Family/Parent Information: All new students are invited to provide information for up to 2 family members to receive information through our Online Family Orientation. The email address provided will be used to share this information. It is not required to add any Family/Parent names and is optional for students.

Please keep in mind that once you have submitted this form you are not able to edit the information provided.

****IMPORTANT** An email confirmation will be sent to the email address you provided and confirmed that the top of the registration page. If the personal email address listed on the registration page is incorrect, please change this BEFORE registering by going to: <https://my.ric.edu/> > Personal Contact Info (on left side list under "Student Center") > Email Addresses (in top navigation) > Home (change email next to this title)> Click "SAVE". If you do not change before registering you will not receive the confirmation email before registration the confirmation will be sent to your old email address and cannot be re-sent. All future communications regarding Online New Student Orientation will also be sent to your @ric.edu email address.**

Information about class registration and meeting with an Advisor will be included in Online New Student Orientation. Please check your RIC email often to stay up to date with important information.

For Questions please contact New Student Programs at 401-456-8083 or email orientation@ric.edu .